







Choose the product according to required features and purpose of use.  
Call +39 (06) 931-5492 (International) or +1 (773) 645-8113 (US only) for more info

Comparison Matrix						
	E 1	E 4	E 100	E 150	E 600	E 12
Purpose of use	Legs	Legs	Legs	Legs	Legs (recumbent)	Incline & Tilt
Main application	CPET	CPET, Rehabilitation	CPET	Pediatric CPET	Rehabilitation, Obesity	Stress Echocardi
Integration with COSMED CPET Systems	●	●	●	●	●	●
<b>Performance</b>						
Load Range (Watt)	6-450	6-999	6-999	6-999	6-999	20-999
Load Steps (Watt)	1	1	1	1	1	1
Speed Independent	●	●	●	●	●	●
Speed Range (RPM)	30-130	30-130	30-130	30-130	30-130	30-130
Accuracy	3% ± 3 W	3% ± 3 W	3% ± 3 W	3% ± 3 W	3% ± 3 W	3% ± 3 W
Maximum patient weight (kg)	160	160 (opt: 200 kg)	160	60 (pediatric)	300	200
<b>Hardware</b>						
Electro-magnetic braking system	●	●	●	●	●	●
Two-stage brake system with special drive belts	●	●	●	●	●	●
Dimensions (cm)	100x44x128	105x49x127	90x53x127	90x53x127	165x75x108	220x90x180
Weight (kg)	55	66	64	61	86	240
Remote Control	●	●	●	●	●	●
Stand-alone mode	●	○ (P version)	●	●	●	○ (P version)
Training Protocols		○ (T version)	○ (K version)	○ (K version)	○ (K version)	○ (K version)
Interface Digital USB / RS-232	●	●	●	●	●	●
Bluetooth / WiFi	○	○	○	○	○	○
Color Touch Display		○ (T version)				○ (T version)
Power	100-240V / 50-60 Hz	100-240V / 50-60 Hz	100-240V / 50-60 Hz	100-240V / 50-60 Hz	100-240V / 50-60 Hz	100-240V / 50-60 Hz
Handlebar adjustment	Inclin. 360°	Inclin. 360° Motor-driven (o)	Inclin. 360°	Inclin. 360° Height 90-126		Incline & Tilt (0-45°)
Saddle height adjustment	Mechanical	Mechanical Motor-driven (o)	Mechanical	Mechanical	Mechanical (horizontal)	Motor-driven
<b>Additional Measurement Features</b>						
Cardio set (HR Receiver and/or Chest Belt)		○ (P/T version)	○ (K/T version)	○ (K/T version)	○ (K/T version)	
Integrated Pulse Oximeter		○ (P/T version)	○ (K version)	○ (K version)	○ (K version)	○ (P/T version)
Automatic Blood Pressure Measurement		○	○	○	○	○
ECG amplifier (ERS Rehabilitation System)					○	
ERS Rehabilitation System communication port	●	●	●	●	●	
Racing saddle	○	○	○			
Pedal shoes, adjustable					○	
Chipcard Reader			●	●	●	
<b>Protocols</b>						
Manual load adjustment	●	○	●	●	●	○
Pre-set Exercise Protocols	5	○ (P/T version)	5	5	5	5
User definable Protocols	10	○ (P/T version)	10	10	10	10

COSMED Ergometers are medical devices.

● Standard ○ Option